

Lakeview Nature Area Spring Nature Printable Bundle

TWELVE INVITATIONS TO INSPIRE
CREATIVE EXPRESSION AND DISCOVERY THROUGH NATURE



This bundle includes 12 nature printables that can be downloaded for use at home and outdoors. Each printable includes a suggested materials list when needed and step-by-step instructions. Happy exploring and tag us at @lakeviewnaturearea with your nature inspired creations!



Color Wheel of the Seasons

CREATE A PHENOLOGY WHEEL NATURE JOURNAL

Let's make a color or phenology wheel of the seasons! Phenology is the study of cyclic and seasonal natural phenomena, especially in relation to climate and plant and animal life. What are you observing in nature where you live? What do you notice first?

INSTRUCTIONS:

Use paint, colored pencils, or crayons to capture each month as it passes. Through simple marks of color, drawings, or written notes, this wheel helps record what you notice in nature. Happy exploring and tag us at @lakeviewnaturearea with your monthly observations!



Mini Nature Bingo Cards

SPRING AND SUMMER EDITION

Let's take a hike! These "Mini Nature Bingo Cards" are the perfect size for your next backpack adventure! Find all the items in a straight or diagonal line to get "Bingo!" If you have enough time, try to find all the items on the card for "Mega Bingo!" Happy exploring and tag us at @lakeviewnaturearea with highlights from your nature bingo scavenger hunt!



INSTRUCTIONS:

1. Cut out the cards below on the solid line.
2. Glue or tape them onto a heavy weight paper to add strength and trim off the excess. You can also choose to laminate them by covering both sides of the card with clear packing tape to make them waterproof.
3. Take a walk through your your backyard, neighborhood or park to fill your bingo card.
4. Use small clips, clothespins, or a pencil to mark off the items you discover. If you laminated your cards, a crayon works great for recording your discoveries and it also can be wiped away easily for your next adventure!

	<p>NATURE Bingo FREE SPACE</p>	

	<p>NATURE Bingo FREE SPACE</p>	

	<p>NATURE Bingo FREE SPACE</p>	

	<p>NATURE Bingo FREE SPACE</p>	

Sensory Scavenger Hunt

WHAT NATURE SOUNDS DO YOU HEAR?

This sensory scavenger hunt challenges your skills as a careful listener of nature! Instead of finding specific objects in nature, you're searching your natural landscape for specific sounds. Some sounds will be easy to discover and some will require patient and peaceful listening. What other sounds in nature can you discover? Happy exploring and tag us at @lakeviewnaturearea with highlights from your sensory scavenger hunt!



INSTRUCTIONS:




1. Cut out the scavenger hunt below on the dotted line.
2. Glue or tape it onto a heavy weight paper to add strength and trim off the excess.
3. Take a listening walk through your neighborhood, your backyard, or find a quiet spot in your home near a window.
4. Use small clips, clothespins, or a pencil to mark off the sounds you hear in the natural world that surrounds you!



LET'S GO
OUTSIDE TO

Listen

SENSORY
SCAVENGER
HUNT



Nature Coloring Cards

PRINT, COLOR, AND SHARE LOVE!

Celebrate those who nurture you with printable cards you can color at home! Cut along the solid lines below, fold in half, color, and share with those you love!

Happiness held is the seed;
Happiness shared is the flower.

JOHN HARRIGAN





Macomb Park District

Nature Coloring Sheet


WORKER BEES ON THE PRAIRIE

Did you know? Worker bees are all female and thousands of them perform various duties throughout their life in the hive. Some of these duties include making honey, cleaning, guarding, feeding baby bees, and building the wax comb where all the bees live. Worker bees are the only honey bees that visit flowers and their ability to see ultraviolet light helps them spot which flowers are full of nectar!

more worker bees
visiting flowers.
Help them collect
nectar to make
honey and pollen
to eat for protein.

Color

and draw more
colorful flowers
for the worker
bees to visit.
They can visit
ten flowers a
minute!



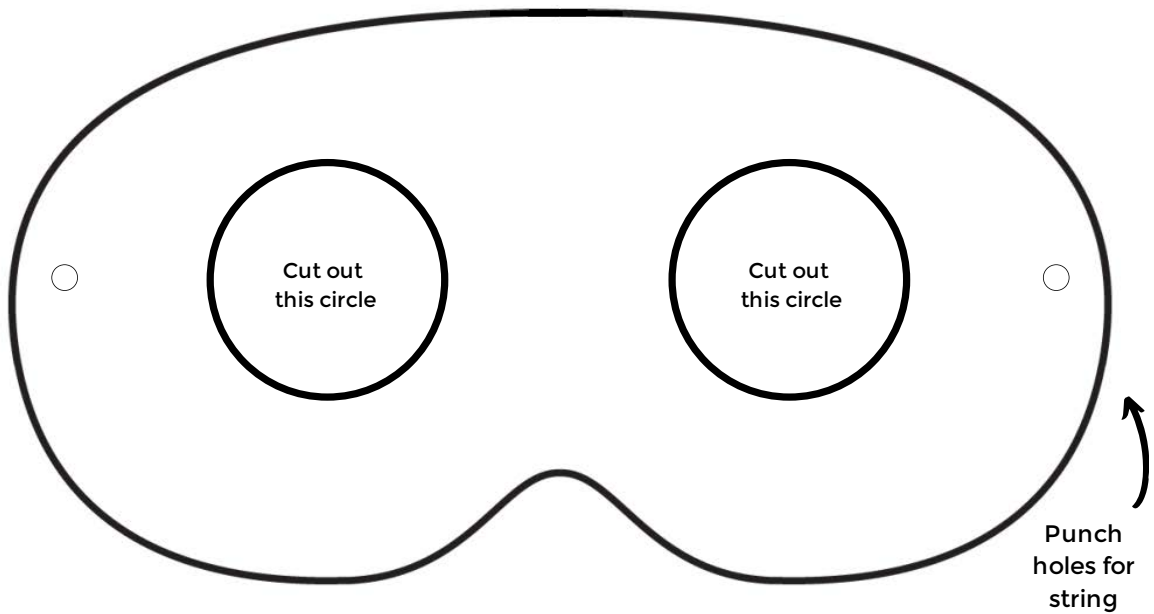
Nature Mask



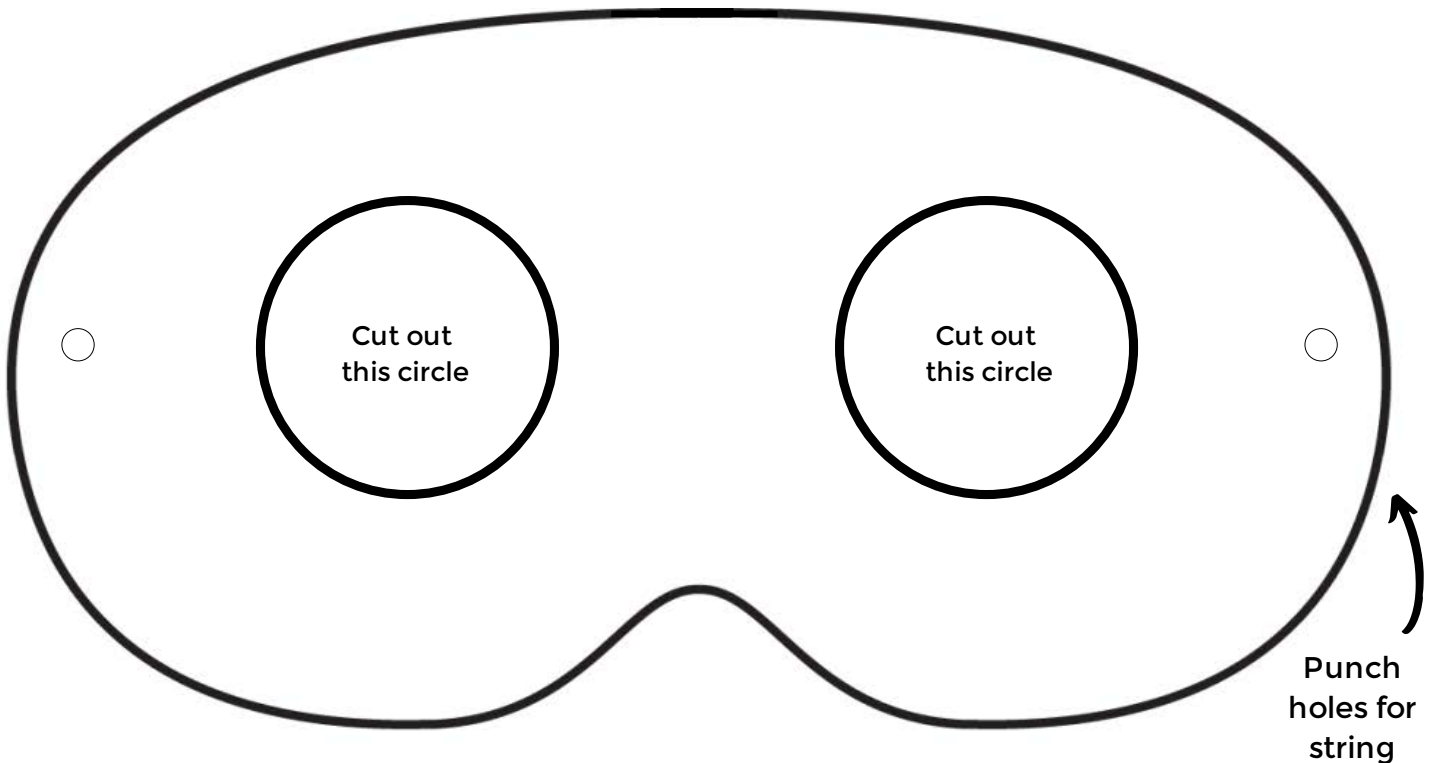
- INSTRUCTIONS:**
1. Cut out the desired template and transfer the design onto a sheet of heavyweight paper and cut. Carefully cut out the eye holes and punch the side holes for the string.
 2. Next, take a nature walk to collect leaves, sticks, feathers, bark or anything else that inspires you.
 3. Lastly, glue, staple, or tape your nature discoveries onto your mask.
 4. Get creative and have fun layering colors and textures! Now your mask is ready to wear!

Let's wildcraft and employ nature to decorate our own masks as a family! Will you be a bird, animal, insect, or your own imaginative creature? Happy mask making and tag us at @lakeviewnaturearea with your nature inspired creations!

Toddler Mask Template



Kids-Adult Mask Template



Nature Coloring Sheet

50TH ANNIVERSARY OF EARTH DAY!

Celebrate this special Earth Day with a coloring sheet that honors some of our favorite things at Lakeview Nature Area! Cut along the dotted line below, collect your favorite drawing materials, and relax! Tag us at @lakeviewnaturearea with your colorful creations! Happy Earth Day!

The air is like a butterfly
With frail blue wings.
The happy earth looks at the sky
And sings.




JOYCE KILMNER, *SPRING*





Nature Coloring Sheet

BLOOMS AND BUTTERFLIES








Texture Map

Texture is how something feels. There are textures all around us.

Let's head outside and fill out our texture map!

Find an interesting texture, place the map on top of it, and rub the found texture with a crayon to "record" your discovery!

Happy exploring!



Birdwatching Journal

EXPLORE THE BIRDS IN YOUR BACKYARD!

Grab or make a pair of binoculars and find a cozy spot, indoors or out, where you can begin your birdwatching journey! Follow the instructions on the right to build your own DIY birding journal to track your sightings!

Did you know? April and May are big months for migration as many songbirds, ducks and geese, shorebirds, herons, and hawks fly north, away from their southern winter homes. What birds will you discover in your backyard?

INSTRUCTIONS:

1. Print off a copy of this page. It includes both the cover and one page insert.
2. Print as many additional insert pages (found on the second PDF page) as you'd like for your journal.
3. Next, cut along each dotted line and then fold the page in half along the solid line.
4. Assemble your journal by placing your pages inside the cover. Staple or stitch along the solid line to complete your journal! You did a great job!
5. Start birdwatching, fill in your journal notes, and use the extra blank interior pages for fun additional sketching!



Macomb Park District

Draw a picture of your favorite bird below:



Macomb Park District



Backyard Bird Journal

THIS JOURNAL BELONGS TO: _____

Name of Bird: _____

Draw the bird or paste a photo here:

What interesting facts can you discover about this bird?

Make a list of your discoveries on the back of this journal entry!

Date: _____ Place: _____ Time: _____

Name of Bird: _____

Draw the bird or paste a photo here:

What interesting facts can you discover about this bird?

Make a list of your discoveries on the back of this journal entry!

Date: _____ Place: _____ Time: _____

Name of Bird: _____

Draw the bird or paste a photo here:

What interesting facts can you discover about this bird?

Make a list of your discoveries on the back of this journal entry!

Date: _____ Place: _____ Time: _____

Name of Bird: _____

Draw the bird or paste a photo here:

What interesting facts can you discover about this bird?

Make a list of your discoveries on the back of this journal entry!

Date: _____ Place: _____ Time: _____

Name of Bird: _____

Draw the bird or paste a photo here:

What interesting facts can you discover about this bird?

Make a list of your discoveries on the back of this journal entry!

Date: _____ Place: _____ Time: _____

Name of Bird: _____

Draw the bird or paste a photo here:

What interesting facts can you discover about this bird?

Make a list of your discoveries on the back of this journal entry!

Date: _____ Place: _____ Time: _____

Name of Bird: _____

Draw the bird or paste a photo here:

What interesting facts can you discover about this bird?

Make a list of your discoveries on the back of this journal entry!

Date: _____ Place: _____ Time: _____

Name of Bird: _____

Draw the bird or paste a photo here:

What interesting facts can you discover about this bird?

Make a list of your discoveries on the back of this journal entry!

Date: _____ Place: _____ Time: _____



SOMETHING THAT
MAKES YOU HAPPY



SOMETHING
COLORFUL



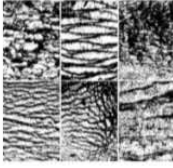
A SEED




SOMETHING THAT
FLIES




SOMETHING
SMOOTH AND COLD



A TREE WITH
ROUGH BARK



A MAGICAL
TREASURE

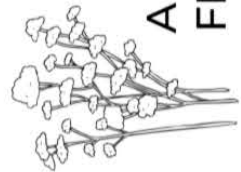


BUDS ON A
TREE

A PUDDLE
TO JUMP IN



FUNGI OR
MOSS ON A
TREE



A DRIED
FLOWER



Macomb Park District

Nature Map

Grab your boots and enjoy an outdoor family adventure!
Can you find everything on this map?
Happy exploring!












Nature Color Hunt

AN OUTDOOR EXPLORATION!

A nature color hunt is a scavenger hunt with a colorful twist! Instead of finding specific objects, you're searching the outdoors for the color spectrum reflected in nature. Some colors will be easy to discover and some will require patient and mindful observation. Look and look again! Happy exploring!

INSTRUCTIONS:

1. Cut out the template below on the solid line.
2. Glue or tape it onto the lid of an empty egg carton and start exploring!
3. Fill the empty egg openings with the corresponding color objects you find outdoors or indoors if needed!

 Red	 Red Orange	 Orange	 Yellow Orange	 Yellow	 Yellow Green
 Red Violet	 Violet	 Blue Violet	 Blue	 Blue Green	 Green

PROJECT VARIATIONS:

1. Mix the color spectrum at home and paint the interior of each egg opening with a color. Colored construction paper works great, too!
2. Turn your color hunt into a photography lesson by using your camera to "collect" your nature discoveries! You can even draw what you find and then color your studies when you get home!



Macomb Park District