

# Lakeview Nature Area Autumn Nature Printable Bundle

TWELVE INVITATIONS TO INSPIRE  
CREATIVE EXPRESSION AND DISCOVERY THROUGH NATURE



This bundle includes 12 nature printables that can be downloaded for use at home and outdoors. Each printable includes a suggested materials list when needed and step-by-step instructions. Happy exploring and tag us at @lakeviewnaturearea with your nature inspired creations!



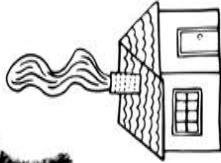
SOMETHING THAT  
MAKES YOU HAPPY



SOMETHING  
BEAUTIFUL



A SPECIAL GIFT  
FOR SOMEONE



A SMELL  
YOU LOVE



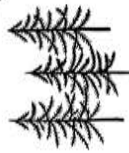
A USEFUL OBJECT



A BEAUTIFUL  
SOUND




A CREATURE THAT  
MAKES YOU GIGGLE



A PLACE  
YOU LOVE



SOMETHING THAT  
MAKES YOU  
THANKFUL



A MAGICAL  
TREASURE



SOMETHING  
THAT MAKES  
YOU SMILE



Macomb Park District

# Gratitude Walk

Grab your gear and enjoy an outdoor family adventure! Can you find everything on this map? What else did you discover that makes your heart happy and smiling? Happy exploring, friends!

# Nature Coloring Cards

PRINT, COLOR, AND SHARE LOVE!

Celebrate those who nurture you with printable cards you can color at home! Cut along the solid lines below, fold in half, color, and share with those you love!



The more grateful I am, the  
more beauty I see.

MARY DAVIS






# Nature Jumble



Did you know that there are 11 species of bumble bees in Illinois? These amazing native pollinators eat nectar and pollen from a variety of flowers. At the end of summer, a bumble bee queens burrows below the soil to survive the winter. Leaving leaves, grasses, and a few dead limbs in your yard helps supports bumble bee habitats and populations!

## INSTRUCTIONS:

1. Print off this sheet on regular or heavy weight paper.
2. Carefully cut along the solid white lines to create the individual jumble pieces. Some additional trimming may be needed.
2. Find a flat surface and mix up the individual pieces to create one big nature jumble pile.
4. Yay! Now you are ready to put the pieces back together to complete the image!









Macomb Park District

# Pumpkin Counting Cards

## PRAIRIE PUMPKIN HUNT EDITION

Let the counting fun begin! To get started, simply print and carefully cut out the individual cards. Next, explore "nature math" learning by bringing the cards outdoors for counting adventures in your neighborhood! Try pairing them with found stones with +, -, = symbols written on them to explore addition and subtraction games! Happy counting and tag us at @lakeviewnaturearea with your pumpkin counting card adventures!



two  
**2** pumpkins



one  
**1** pumpkin




five  
**5** pumpkins



four  
**4** pumpkins



three  
**3** pumpkins




six  
**6** pumpkins



7 seven pumpkins




8 eight pumpkins




9 nine pumpkins




10 ten pumpkins




11 eleven pumpkins



12 twelve pumpkins



13 thirteen pumpkins



14 fourteen pumpkins



# Autumn Nature Journal

## NOTICING THE SEASONAL SHIFT

There are lots of exciting things you can find if you go on a nature walk in your neighborhood! Follow the instructions on the right to build your own DIY autumn nature journal to track your favorite things about the season!

Did you know?

Illinois is home to more than 250 tree species whose autumn leaf colors range from red, purple, orange, yellow, to brown and bronze shades?


What beautiful colors will you discover?

### INSTRUCTIONS:

1. Print off a copy of this page. It includes both the cover and one page insert.
2. Print as many additional insert pages (found on the second PDF page) as you'd like for your journal.
3. Next, cut along each dotted line and then fold the page in half along the solid line. Some trimming may be necessary.
4. Assemble your journal by placing your pages inside the cover. Staple or stitch along the solid line to complete your journal.
5. Begin your backyard search, fill in your journal notes, and use the extra blank interior pages for fun additional sketching and journaling!



Draw a picture of your favorite autumn discovery:



# Autumn Nature Journal

THIS JOURNAL BELONGS TO: \_\_\_\_\_

Use this space to sketch or attach your discovery:

Use this space to sketch or attach your discovery:

Date: \_\_\_\_\_ Place: \_\_\_\_\_ Time: \_\_\_\_\_

Date: \_\_\_\_\_ Place: \_\_\_\_\_ Time: \_\_\_\_\_



Use this space to sketch or attach your discovery:

Date: \_\_\_\_\_ Place: \_\_\_\_\_ Time: \_\_\_\_\_

Use this space to sketch or attach your discovery:

Date: \_\_\_\_\_ Place: \_\_\_\_\_ Time: \_\_\_\_\_

Use this space to sketch or attach your discovery:

Date: \_\_\_\_\_ Place: \_\_\_\_\_ Time: \_\_\_\_\_

Use this space to sketch or attach your discovery:

Date: \_\_\_\_\_ Place: \_\_\_\_\_ Time: \_\_\_\_\_

Use this space to sketch or attach your discovery:

Date: \_\_\_\_\_ Place: \_\_\_\_\_ Time: \_\_\_\_\_

Use this space to sketch or attach your discovery:

Date: \_\_\_\_\_ Place: \_\_\_\_\_ Time: \_\_\_\_\_



# Woodland Creatures

Let's jump start our imagination and become woodland creatures! Will you be an owl, squirrel, or raccoon? Where does your creature live and how is it preparing for the cold winter months? Happy mask making and tag us at @lakeviewnaturearea with your woodland creature adventures!

## INSTRUCTIONS:

1. Cut out the desired template and glue the design onto a sheet of heavyweight paper or fabric and cut away the excess.
2. Carefully cut out the eye holes and punch the side holes reserved for the string.
3. Loop string through the holes and adjust to fit.
4. Now your woodland mask is ready to wear! Pair your mask with a fun outfit and begin your imaginative adventures!

## All Ages Mask Template



### Great Horned Owl

The great horned owl (*Bubo virginianus*), has distinctive tufts of feathers or "horns" on each side of its head. It can be recognized by its unique call, "hoo, hoo-oo, hoo, hoo." This owl is a permanent resident across the state of Illinois.

### Raccoon

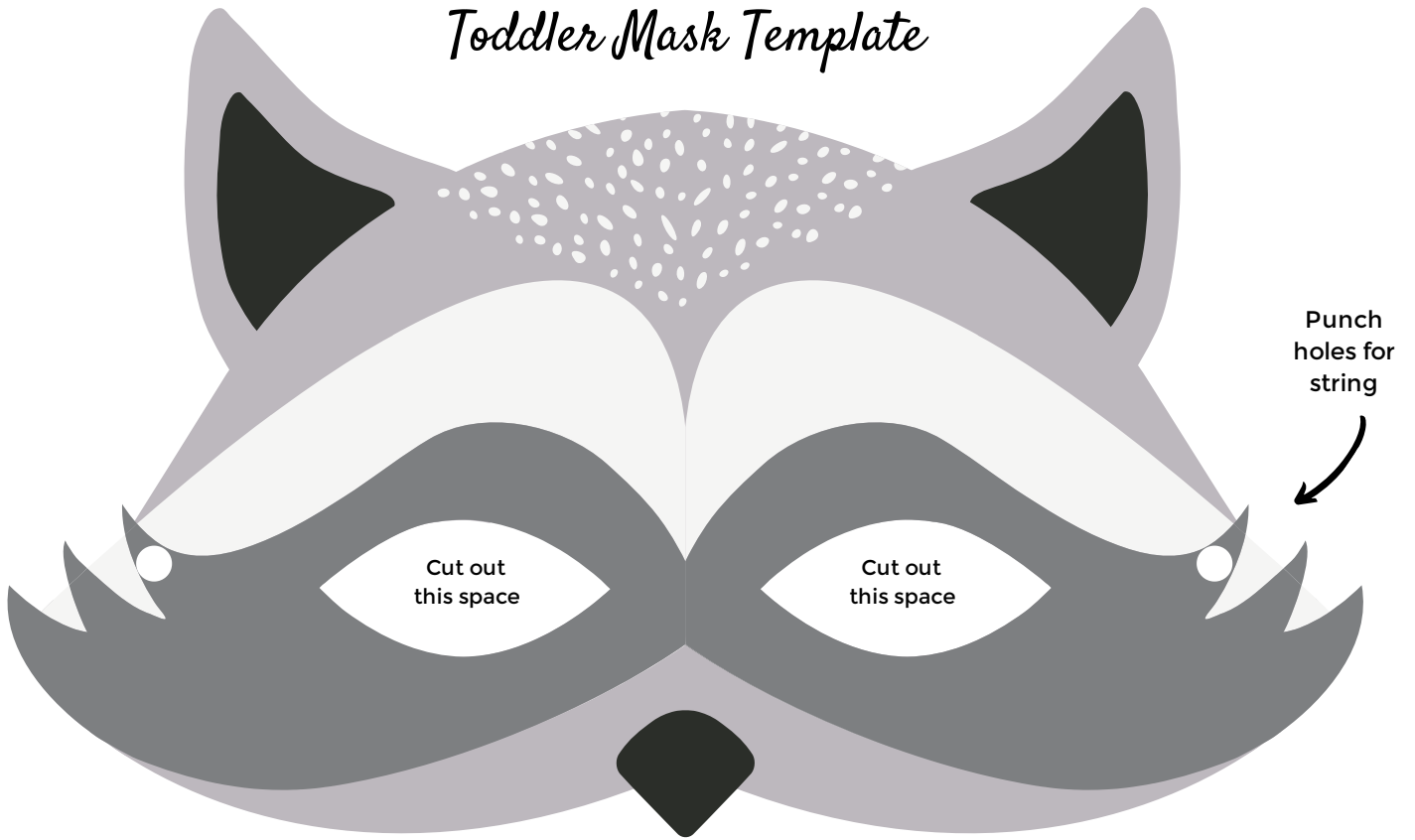
The raccoon (*Procyon lotor*), with its distinctive black fur mask is an amazing climber and is mainly active at night. The raccoon's diet changes throughout the seasons and they can live up to 16 years. Raccoons can be found statewide in Illinois.

### Eastern Fox Squirrel

The eastern fox squirrel (*Sciurus niger*), with its long and bushy tail is a familiar species in neighborhoods. With their rust-yellow body fur and light orange-yellow fur belly, this busy squirrel is a permanent resident throughout Illinois.



## Toddler Mask Template




## Kids-Adult Mask Template



*Toddler Mask Template*



*Kids-Adult Mask Template*







# Nature Scavenger Hunt

## AN AUTUMN OUTDOOR ADVENTURE

Let's go on an adventure! This nature scavenger hunt encourages you to explore your backyard and neighborhood for the colorful sights and objects of autumn! Some nature objects will be easy to discover and some will require patient and mindful observation. Look and look again!

Happy exploring and tag us at [@lakeviewnaturearea](https://www.instagram.com/lakeviewnaturearea) with highlights from your nature scavenger hunt!

### INSTRUCTIONS:

1. Cut out the template below on the solid line.
2. Glue or tape it onto the lid of an empty egg carton and start exploring!
3. Fill the empty egg openings with the corresponding found objects you find outdoors!
4. Share your discoveries with friends and family!



### PROJECT VARIATIONS:

1. Use paint to mix an autumn themed color spectrum at home and paint the interior of each egg opening with a color. Next, explore your backyard or neighborhood for objects to match the colors you painted.
2. Turn your autumn nature hunt into a photography lesson by using your camera to "collect" your nature discoveries! You can even draw what you find and then color your studies when you get home!

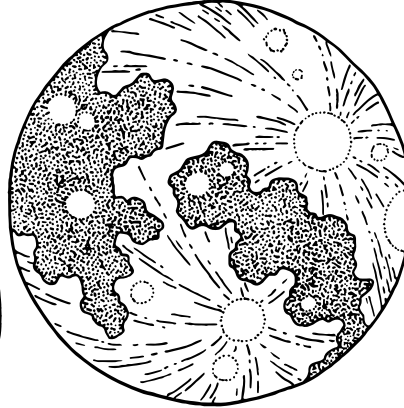
# Phases of the Moon

EXPLORING THE NIGHT SKY

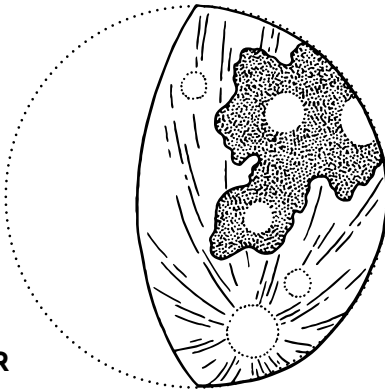
Our view of the moon changes every night. As the moon rotates around the Earth, the sun's light reflects off of the moon at different angles creating the ever changing phases. What is your favorite moon phase and why?

**INSTRUCTIONS:**  
Each of the eight moon phases is labeled in the diagram below.  
1. Collect your favorite coloring materials and within each dotted circle, color in how the moon looks in that phase.  
2. For added fun, cut out the phases and string them to create a moon garland.

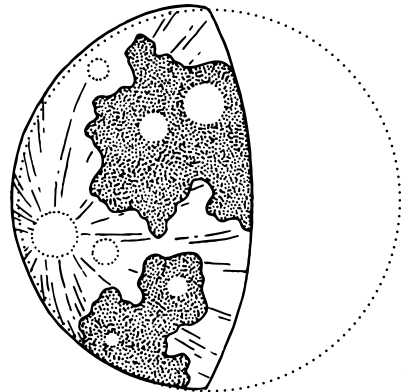
FULL MOON



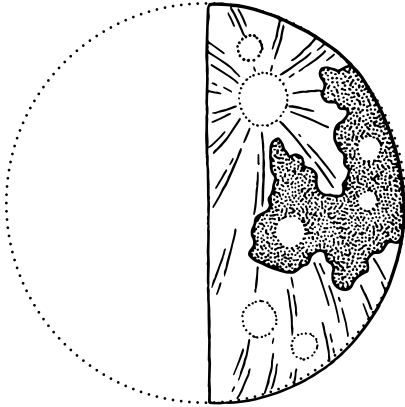
WAXING GIBBOUS



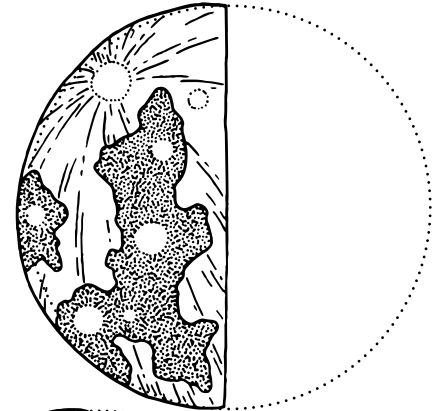
WANING GIBBOUS



FIRST QUARTER



THIRD QUARTER

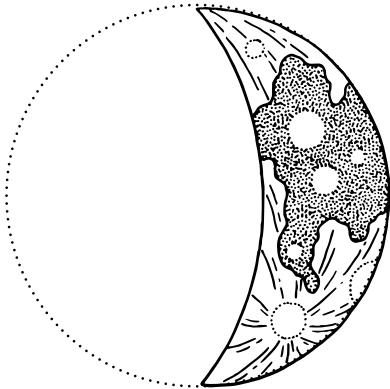


LET'S EXPLORE THE

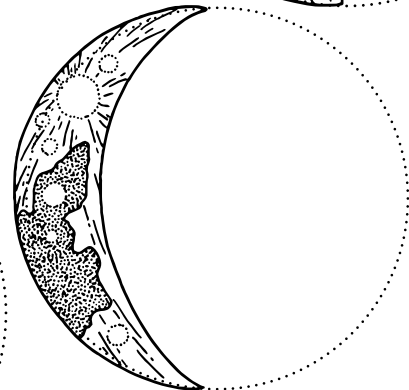
## Moon's

CHANGING PHASES


WAXING CRESCENT



WANING CRESCENT



NEW MOON





# Exploring Leaf Symmetry

LET'S DRAW THE MISSING HALF



*Ginkgo*

*Ginkgo biloba*



*Maple*

*Acer*



*Hickory*

*Carya tomentosa*



*Oak*

*Quercus*

# Mini Nature Bingo Cards

CELEBRATING AUTUMN EDITION

Let's take a hike! These "Mini Nature Bingo Cards" are the perfect size for your next backpack adventure! Find all the items in a straight or diagonal line to get "Bingo!" If you have enough time, try to find all the items on the card for "Mega Bingo!" Happy exploring and tag us at @lakeviewnaturearea with highlights from your nature bingo scavenger hunt!



### INSTRUCTIONS:

1. Cut out the cards below on the solid line.
2. Glue or tape them onto a heavy weight paper to add strength and trim off the excess. You can also choose to laminate them by covering both sides of the card with clear packing tape to make them waterproof.
3. Take a walk through your your backyard, neighborhood or park to fill your bingo card.
4. Use small clips, clothespins, or a pencil to mark off the items you discover. If you laminated your cards, a crayon works great for recording your discoveries and it also can be wiped away easily for your next adventure!


NATURE  
*Bingo*  
FREE SPACE

NATURE  
*Bingo*  
FREE SPACE

NATURE  
*Bingo*  
FREE SPACE


NATURE  
*Bingo*  
FREE SPACE

A turtle shell can have as many as 60 bones and has two sections.



A plastron, covers the the turtles belly.

A carapace, covers the the turtles back.



Seventeen species of turtles call Illinois home.



# Nature Coloring Sheet

TERRIFIC TURTLES AND FACTS